

Issues of Implementation of Buffer Zone Concept in Nepal


Maheshwar Dhakal, PhD

Ecologist

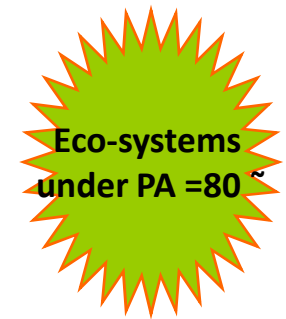
Department of National Parks and Wildlife Conservation



Biodiversity Status in Nepal



	World	Nepal	%
Mammals	4,000	181	4.52
Birds	9,040	867	9.53
Reptiles	6,300	118	1.87
Amphibians	4,184	77	1.84
Fish	18,150	182	1.84
Butterfly	1,12,000	640/2,253	1.00

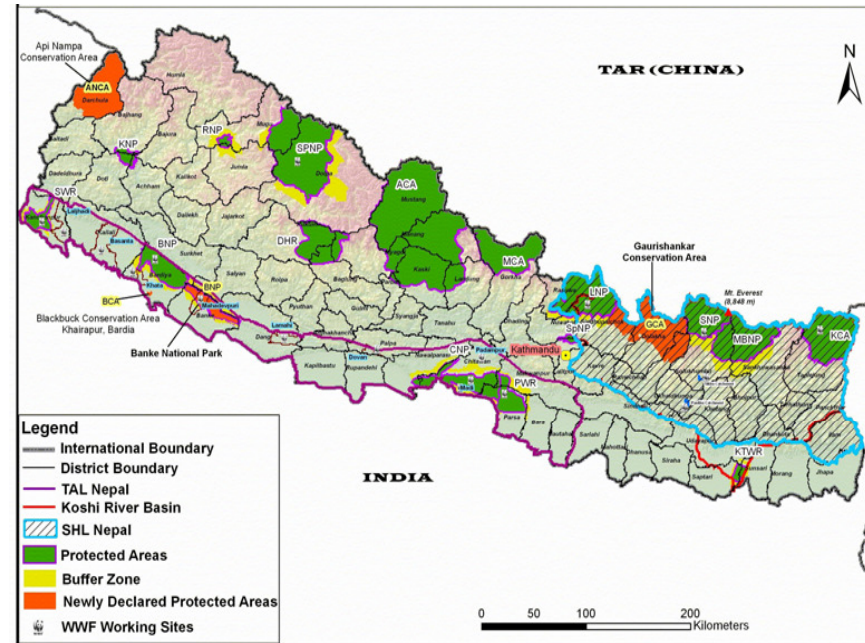




Protected Area System in Nepal



Protected Areas	No	Area (km ²)
National Parks	10	10,853
Wildlife Reserves	3	979
Hunting Reserves	1	1,325
Conservation Areas	6	15,426
Buffer Zones	12	5,603
Total	32	34,187





उद्देश्यहरू



- पारिस्थितिकीय प्रणाली, वन्यजन्तु एवं वनस्पतिको संरक्षण र व्यवस्थापन वैज्ञानिक, ऐतिहासिक, धार्मिक तथा सांस्कृतिक महत्वका क्षेत्रहरूको संरक्षण एवं व्यवस्थापन
- संरक्षण र व्यवस्थापनमा जनसहभागिता अभिवृद्धि
- प्राकृतिक सम्पदामा प्रतिकूल असर नपर्ने गरी पर्यापर्यटन प्रवर्द्धन



Protected Areas Act/Regulations/Policies



Act:

National Park and Wildlife Conservation Act, 1973

Regulations

- National Park and Wildlife Conservation Regulation, 1974
- Chitwan National Park Regulation, 1974
- Wildlife Reserve regulation, 1976
- Himal National Park Regulation, 1980
- Khaptad National Park Regulation, 1983
- **Buffer Zone Management Regulation, 1996**
- Bardai National Park Regulation, 1997
- Conservation Area Management Regulation, 1997
- Conservation Area Public Management Regulation, 2000

**CITES Bill
Under
Discussion**

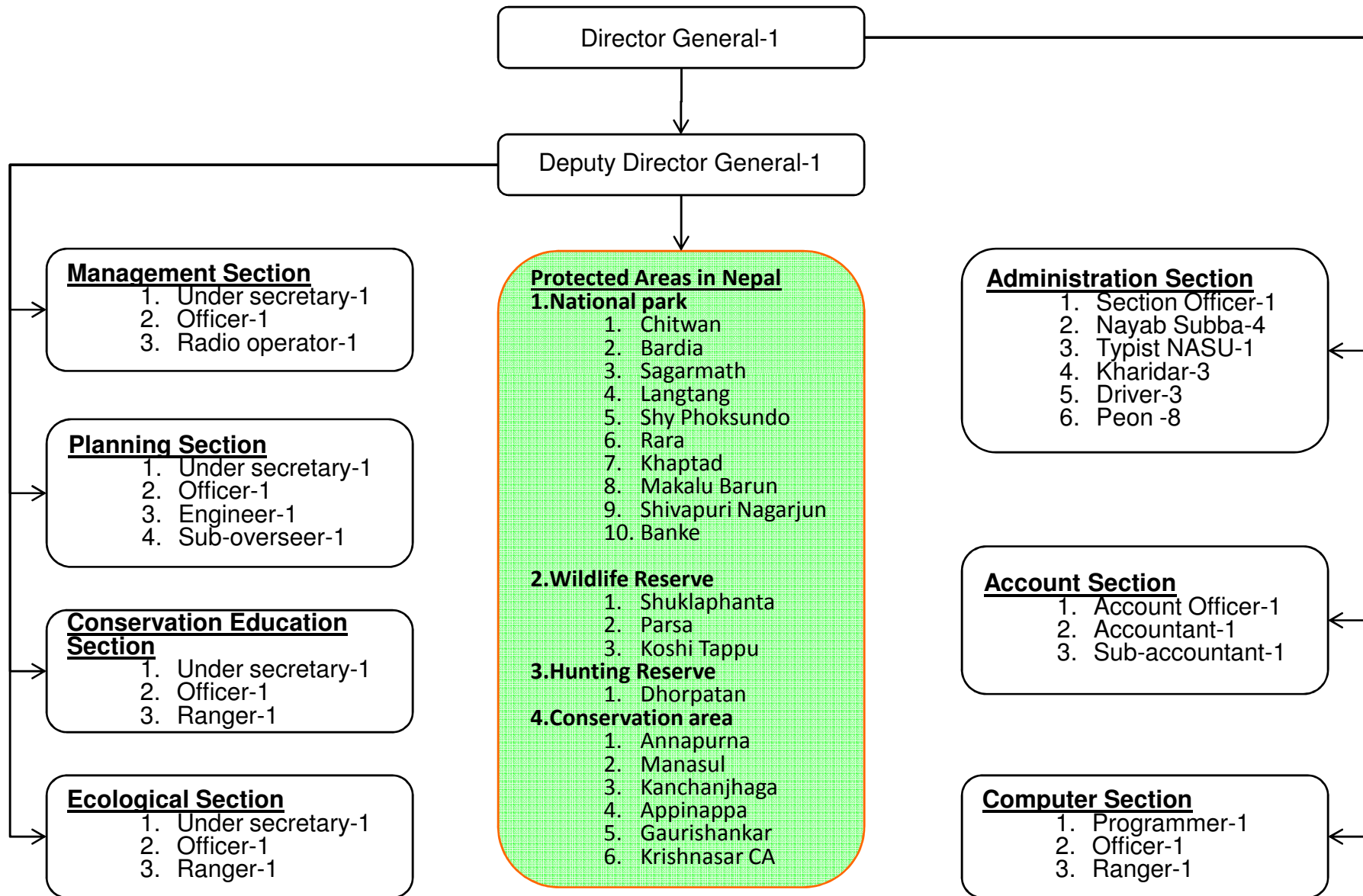
Policies:

- Wetland policy
- Wildlife farming policy
- Infrastructure development policy
- Wildlife Victims compensation policy

Related Acts:

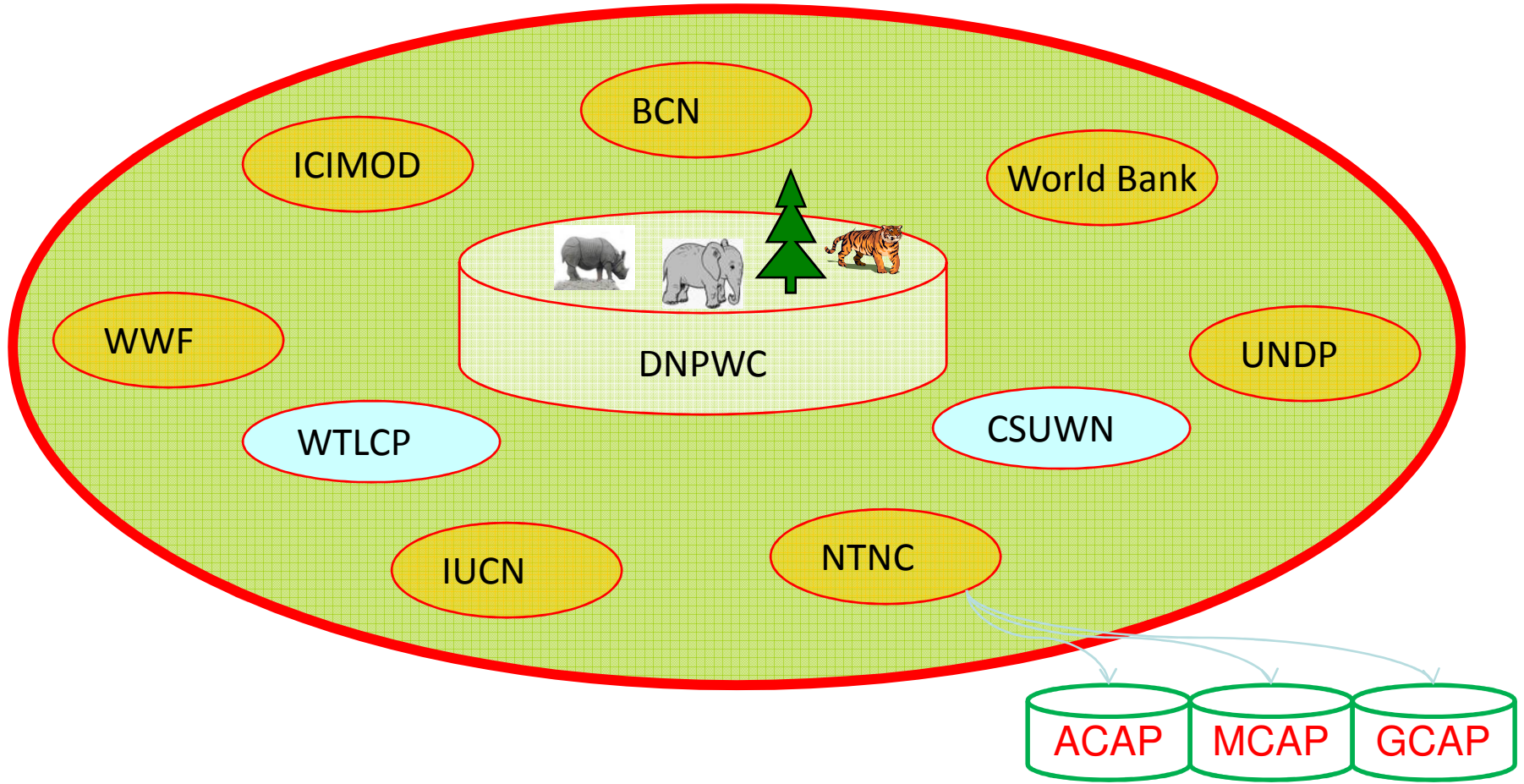
- Forest Act 1993
- Export Import (Control) Act 1961
- Customs Act 2007
- Environmental Protection Act 1997

Organization of DNPWC



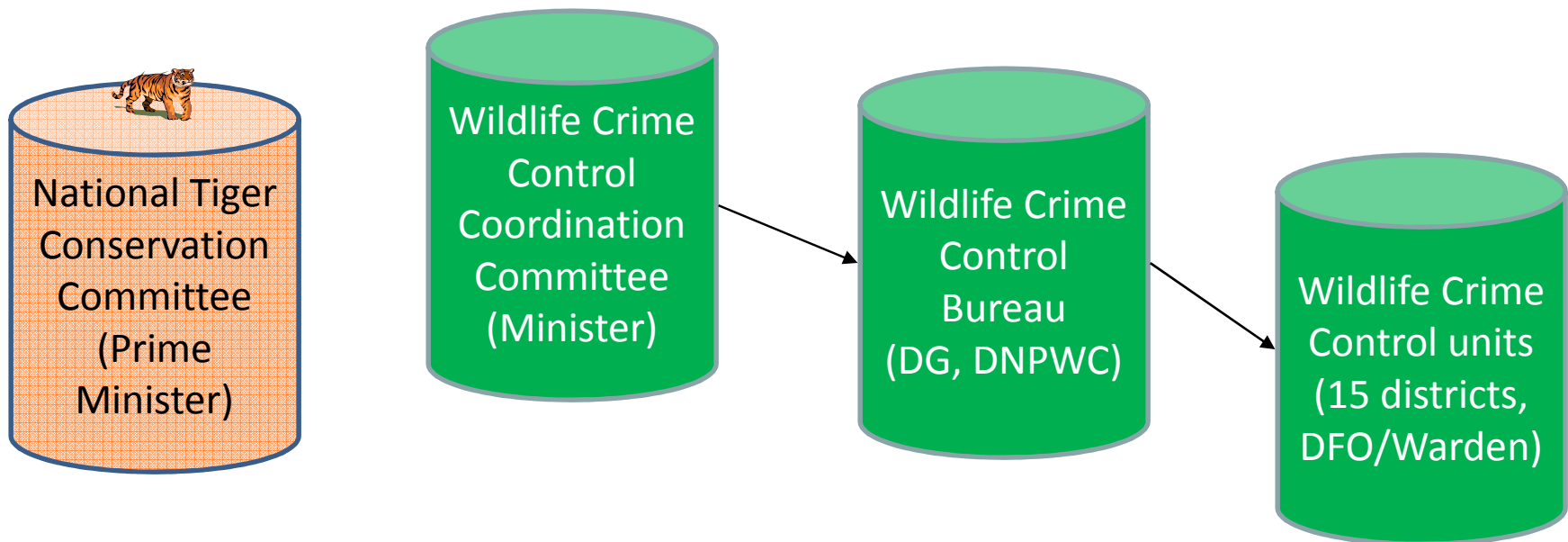


प्रमुख संरक्षण साभेदार संस्थाहरु




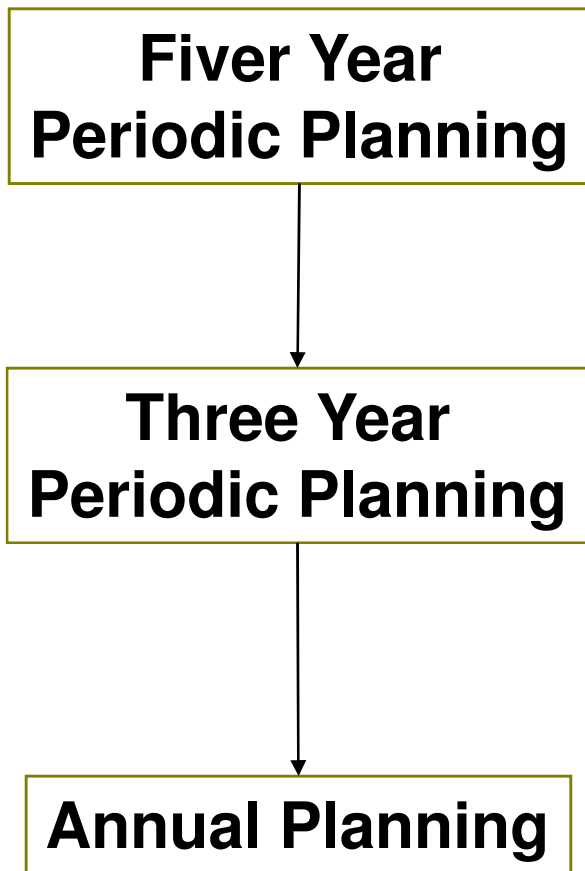


Major International Treaties/agreements

<u>International treaties</u>	<u>Ratification</u>	<u>Enforcement</u>
CITES	18 June, 1975	16 September, 1975
UNESCO World Heritage List	21 June, 1978	20 September, 1978
Ramsar Convention	17 December, 1975	17 April, 1988
Convention on Biodiversity	23 November, 1993	21 February, 1994
Global Tiger Forum	1993	1994
SA-WEN	January 2011	January, 2011




Management and Action Plan




**Snow Leopard
(2005-2015)**



**Rhino
(2006-11)**

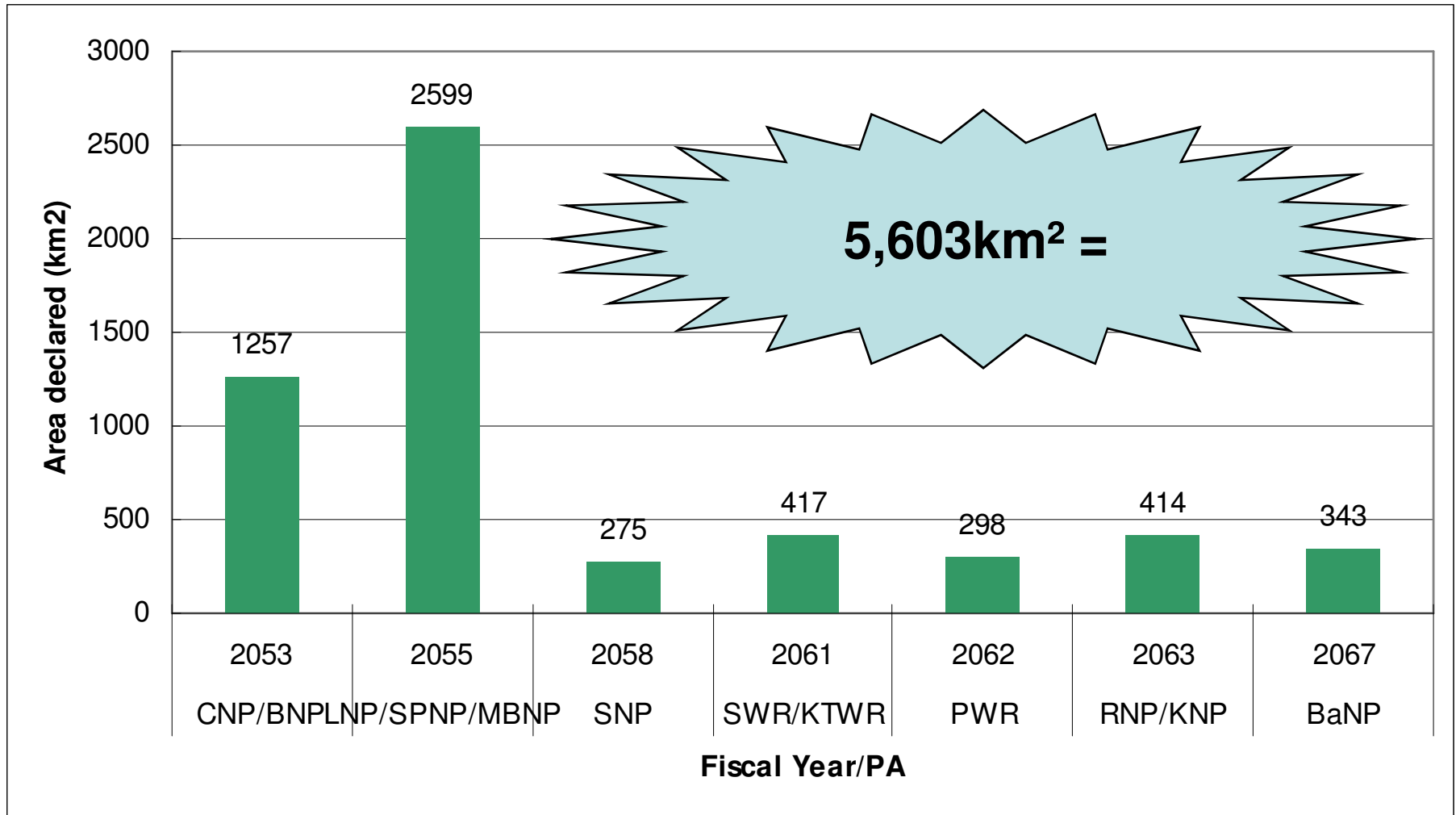


**Tiger
(2008-2012)**

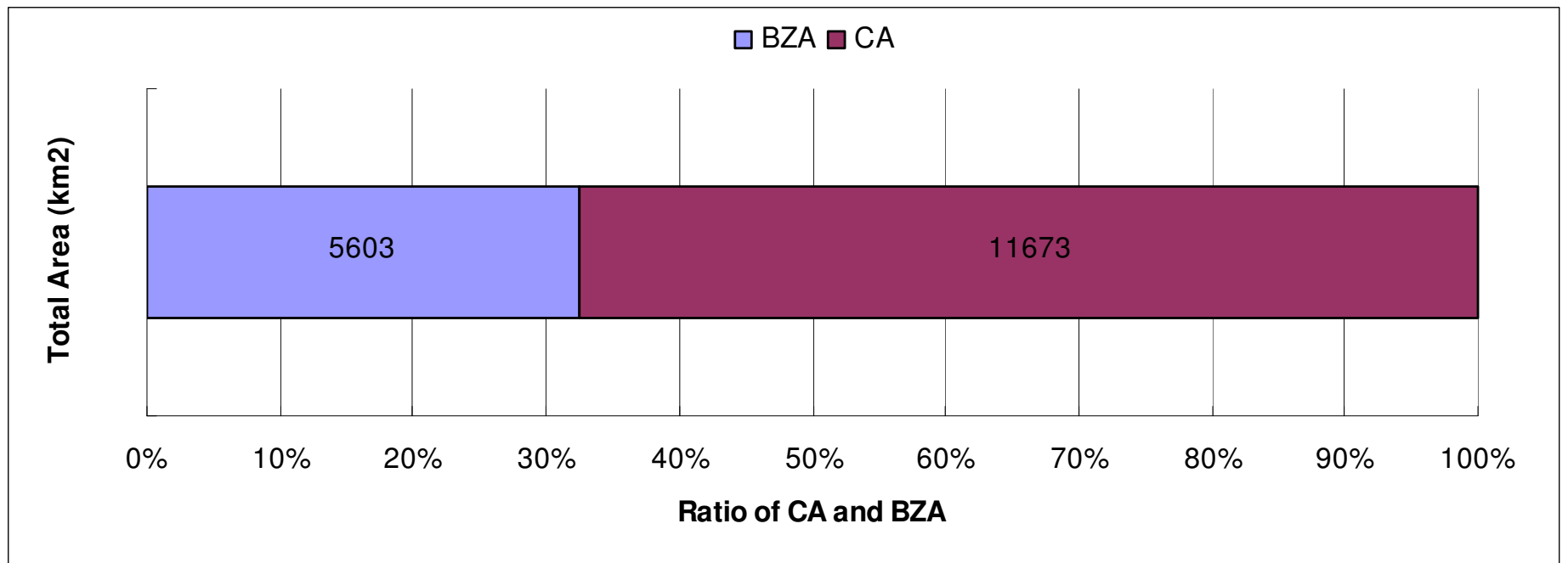


**Vulture
(2008-2013)**

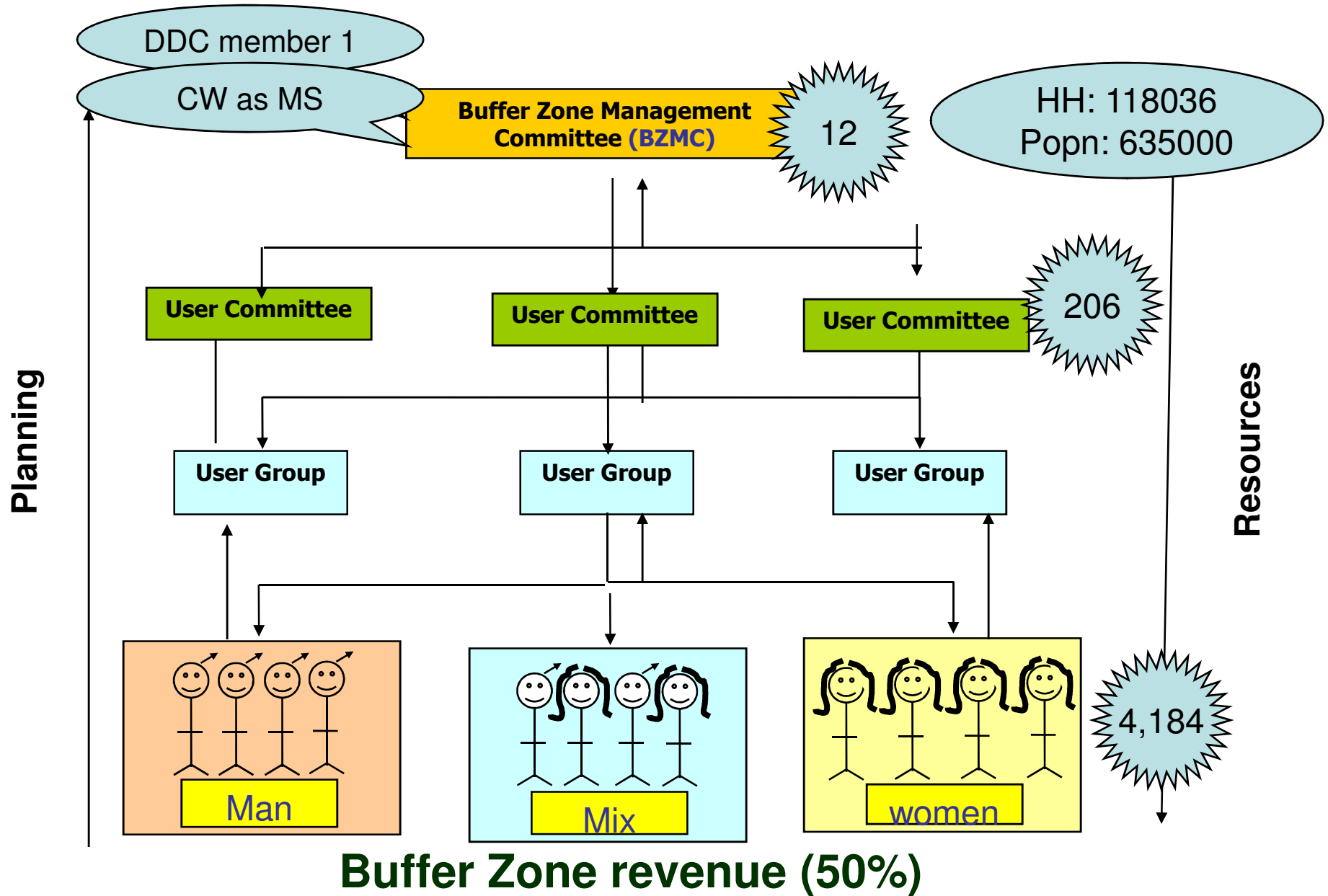
Buffer Zone Area Declaration by Fiscal Year



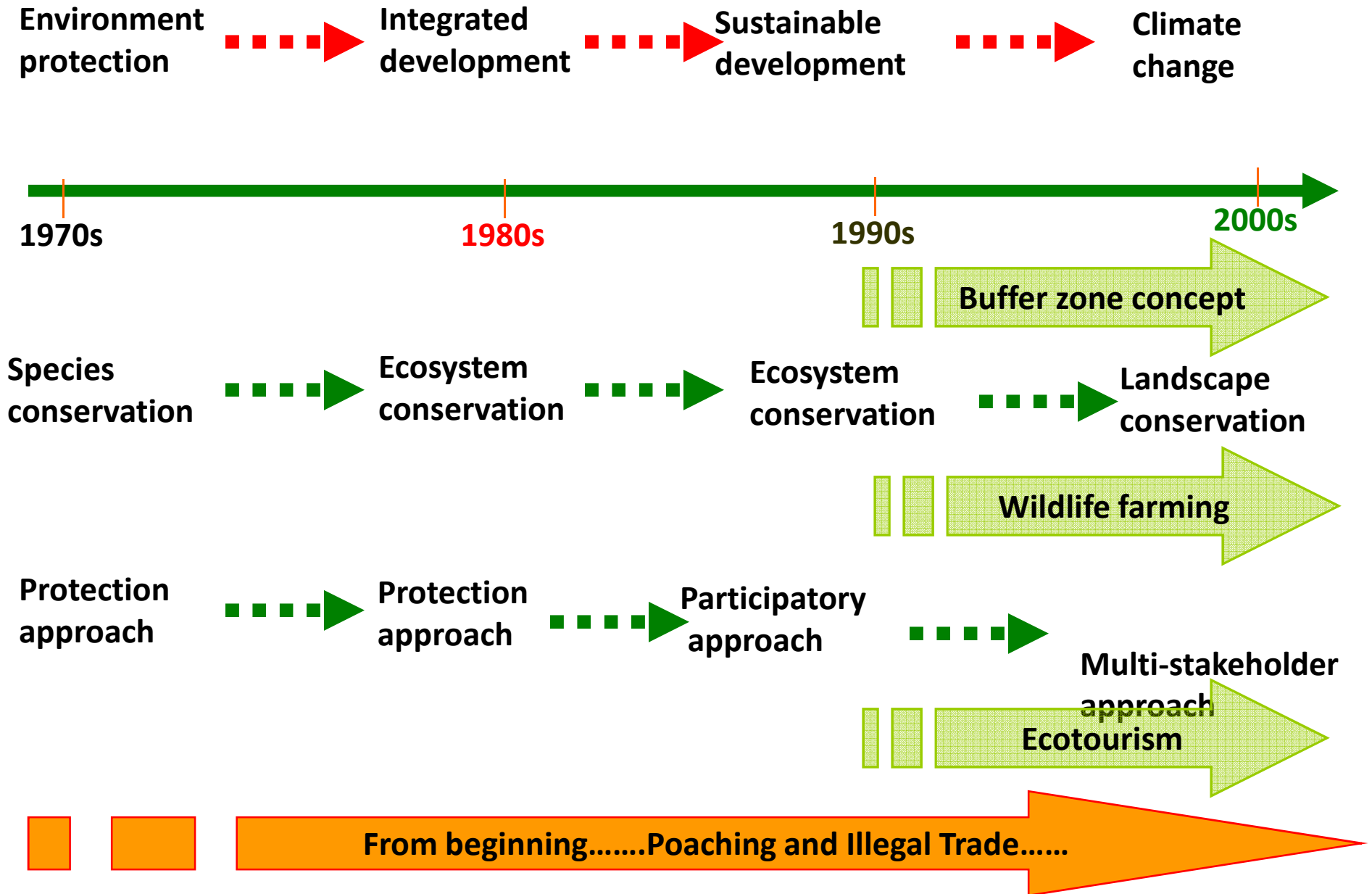
Ratio of BZA and CA



Buffer Zone Institutions

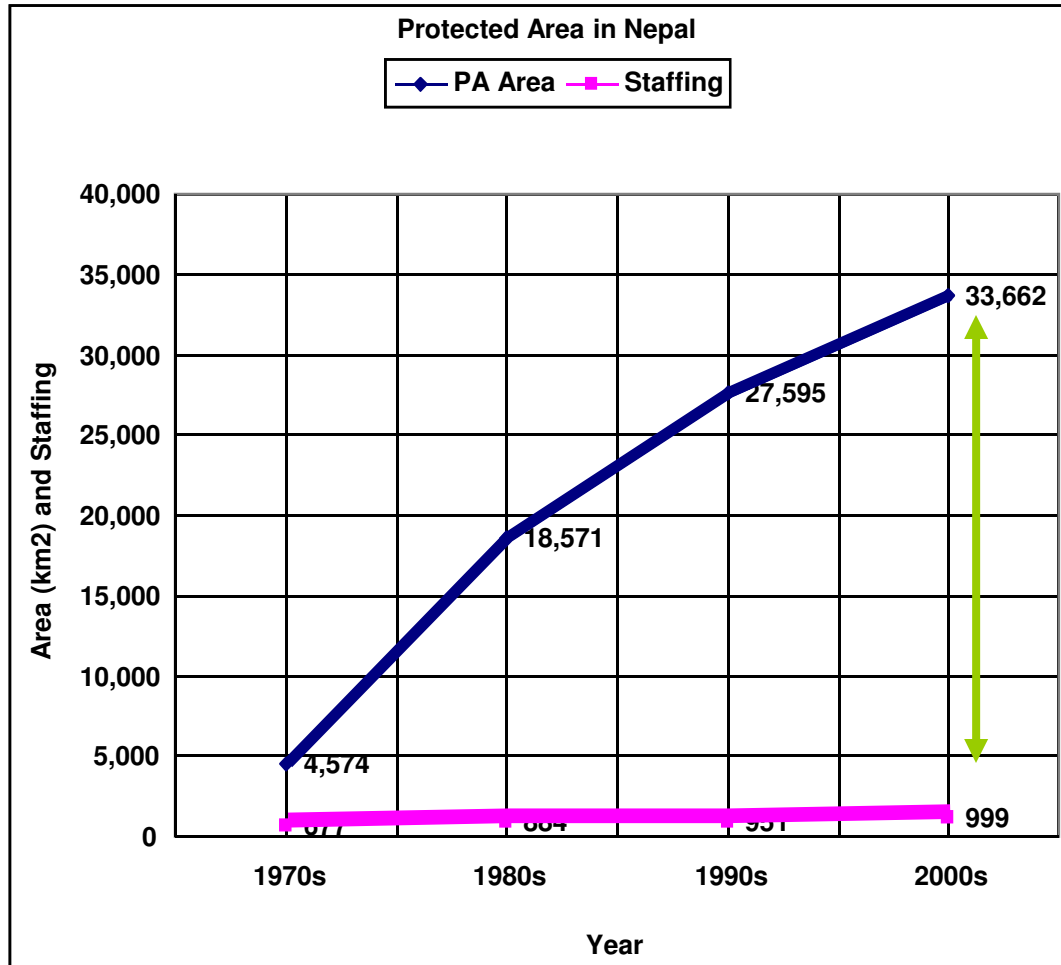


Paradigm shift in conservation






जनशक्तिको अभाव



Staff/unit
area=34 km²



Patrolling

Monitoring

record keeping

Reporting

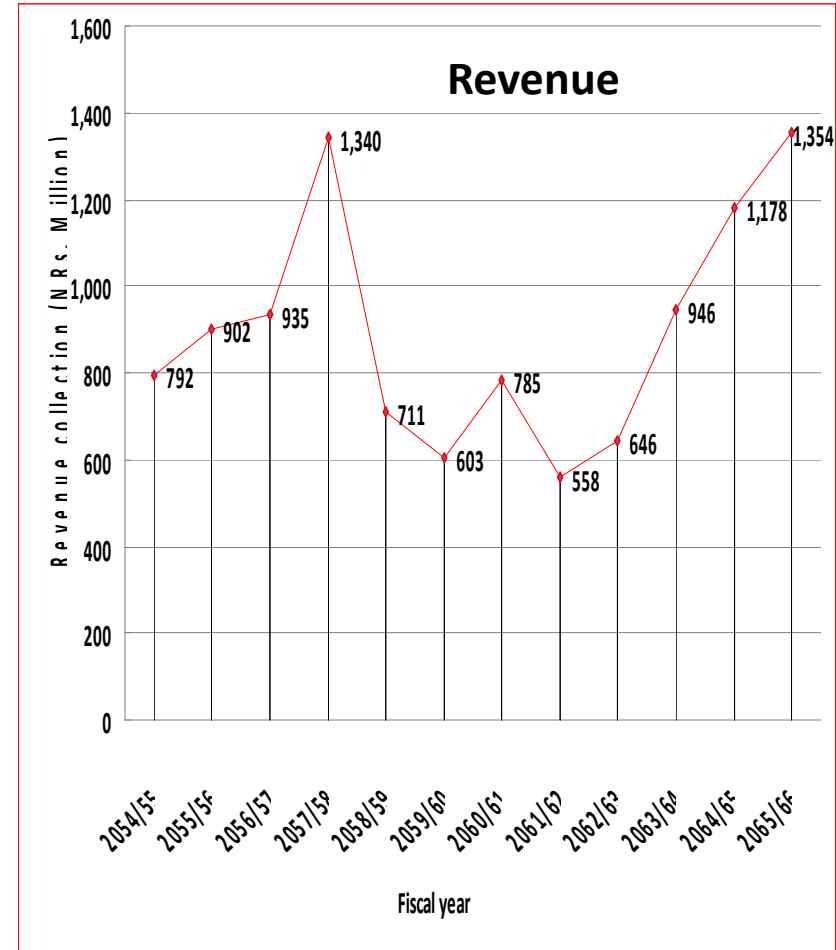
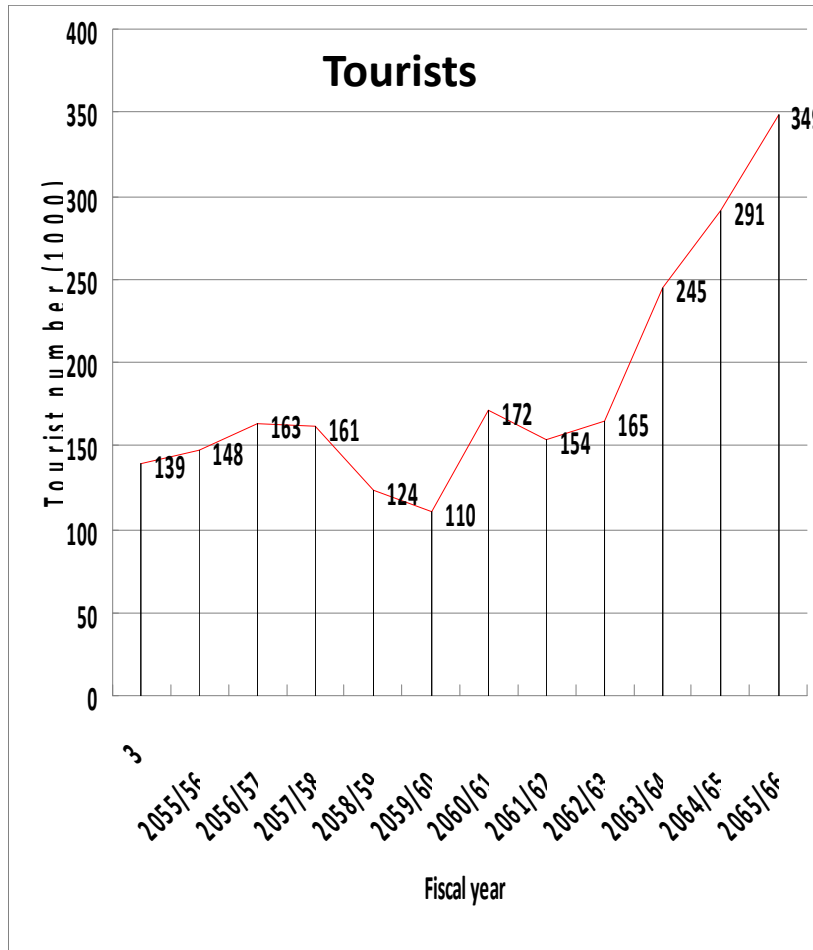

Quality PA
Management?

Poaching and illegal trade

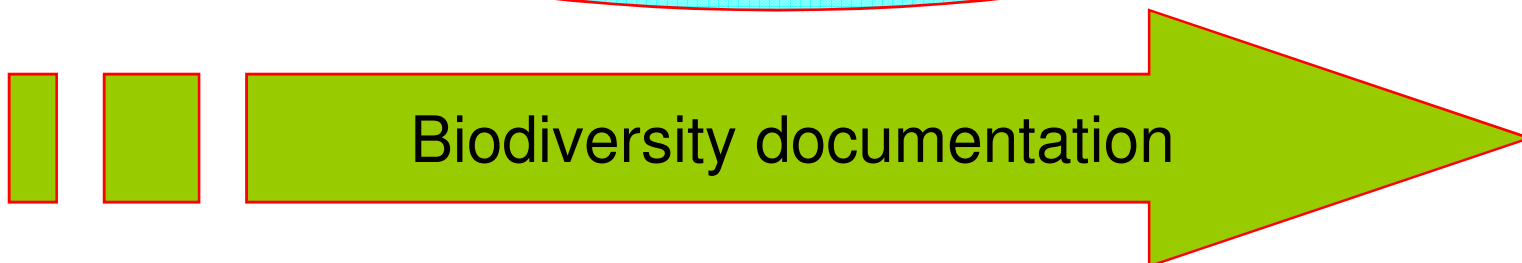
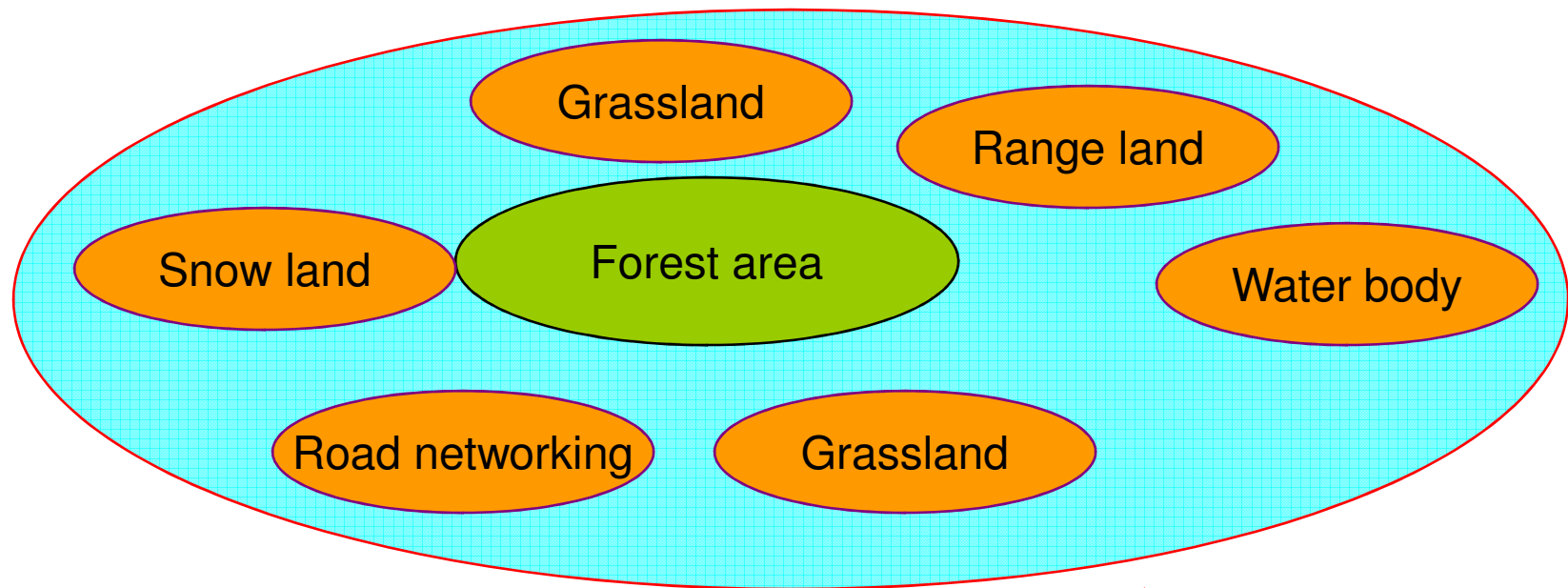




पर्यटक र राजश्वको विवरण



Land use/Ecological map

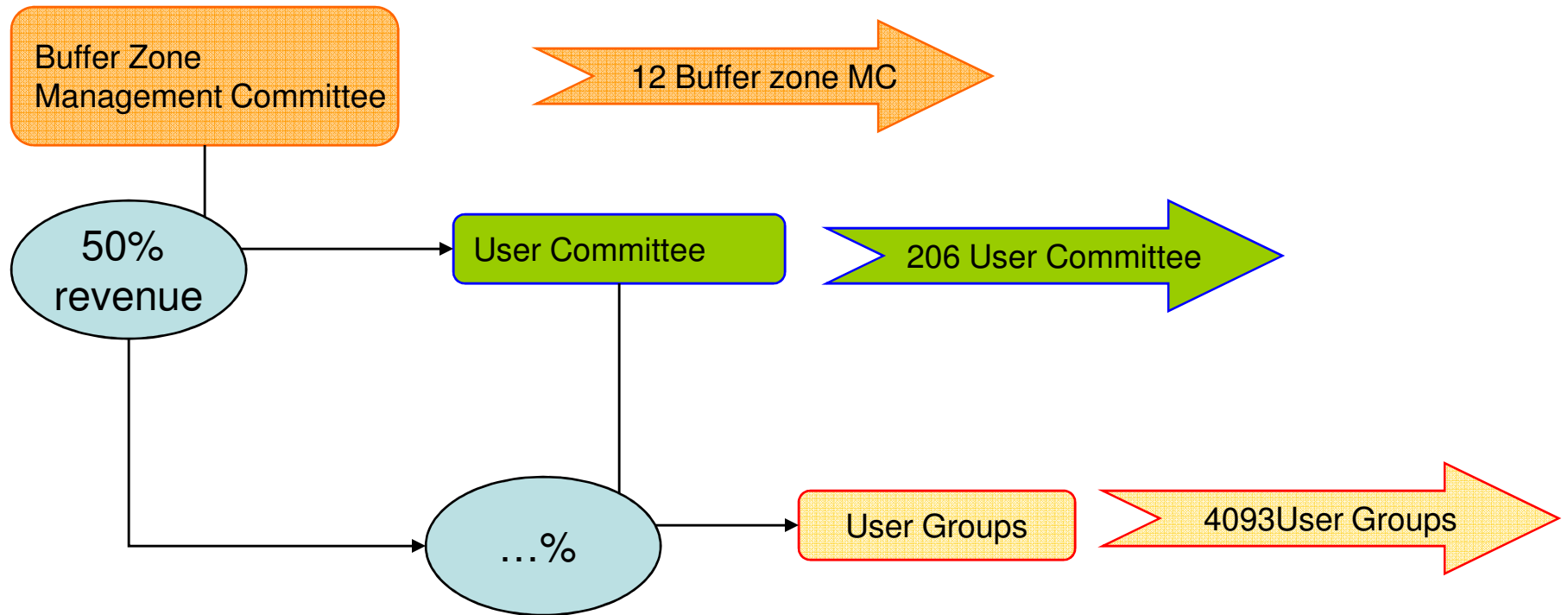


Way to forward

- Land use and ecological map (with biodiversity registration and documentation)
- Reform of organization set up (Organization and management survey completed)
- Reform in the policy and prevailing laws
- Creation of financial capital
 - Increase in royalty rate
 - Capitalize REDD and Payment for Environmental Services
 - Fine new donors and projects
 - Collaborate with governmental and non-governmental partners
- Capacity building
 - Park staffs
 - Local communities

S	N	Protected Areas	Area(km ²)			Declared Date BS (AD)	
			NP/W R / H R / C A	Buff e r Z o n e	Total	NP/WR/HR/CA	Buffer Zone
1		Chitwan National Park (CNP)	932	750	1682	2030 Aaswin 04 (1973-09-20)	2053 Mansir 17 (1996-12-02)
2		Langtang National Park (LNP)	1710	420	2130	2032 Chaitra 09 (1976-03-22)	2055 Baisakh 14 (1998-04-27)
3		Sagarmatha National Park (SNP)	1148	275	1423	2033 Srawan 04 (1976-07-19)	2058 Poush 17 (2002-01-01)
4		Rara National Park (RNP)	106	198	304	2034 Srawan 24 (1977-08-08)	2063 Aashwin 09 (2006-09-25)
5		Shey Phoksundo NP (SPNP)	3555	1349	4904	2041 Srawan 22 (1984-08-06)	2055 Kartik 02 (1998-10-19)
6		Khaptad National Park (KNP)	225	216	441	2043 Aashadh 09 (1986-06-23)	2063 Kartik 13 (2006-10-30)
7		Bardia National Park (BNP)	968	507	1475	2045 Mansir 20 (1988-12-05)	2053 Mansir 17 (1996-12-02)
8		Makalu Barun National Park (MBCNP)	1500	830	2330	2048 Mansir 02 (1991-11-18)	2055 Magh 25 (1999-02-08)
9		Shivapuri Nagarjun National Park (SNNP)	159		159	2058 Falgun 06 (2002-02-18)	
10		Banke National Park (BaNP)	550	343	893	2067 Aashadh 28 (2010-07-12)	2067 Aashadh 28 (2010-07-12)
11		Shuklaphanta Wildlife Reserve (SWR)	305	243.5	548.5	2033 Srawan 04 (1976-07-19)	2061 Jestha 09 (2004-05-22)
12		Koshi Tappu Wildlife Reserve (KTWR)	175	173	348	2036 Falgun 13 (1980-02-25)	2061 Bhadra 14 (2004-08-30)
13		Parsa Wildlife Reserve (PWR)	499	298.17	797.17	2041 Jestha 08 (1984-05-21)	2062 Aashadh 13 (2005-06-27)

Institutional Mechanism



The income of community forest is largely based on eco-tourism and fund provided by the BZMC
In the recent years, the trend of BZCF formation seems similar to normal
community forestry user group

Details of Buffer Zone Community forests at some selected protected areas

Protected Area	No of BZCF	Area Covered by BZCF	Benefited HH	Annual Income
Chitwan NP	22	3632	9990	
Bardia NP	46	12978	9500	
Shy Phoksundo NP	24	2617	1591	
Koshi Tappu WR	11	127	1926	
Parsa WR	24	3596	6594	

Buffer Zone area covers 27 districts, 83 VDCs and 0.7 million population